

**LM**

*Accessories*

feel the  
difference



# LM ProPower PLEASANTLY PURE

*Tips*



# LMProPower ultrasonics and air polishing

LM-ProPowers are versatile ultrasonic and air polishing devices for professional dental care. In addition to scaling and polishing, they bring power to numerous other treatments on the diverse field of dentistry.

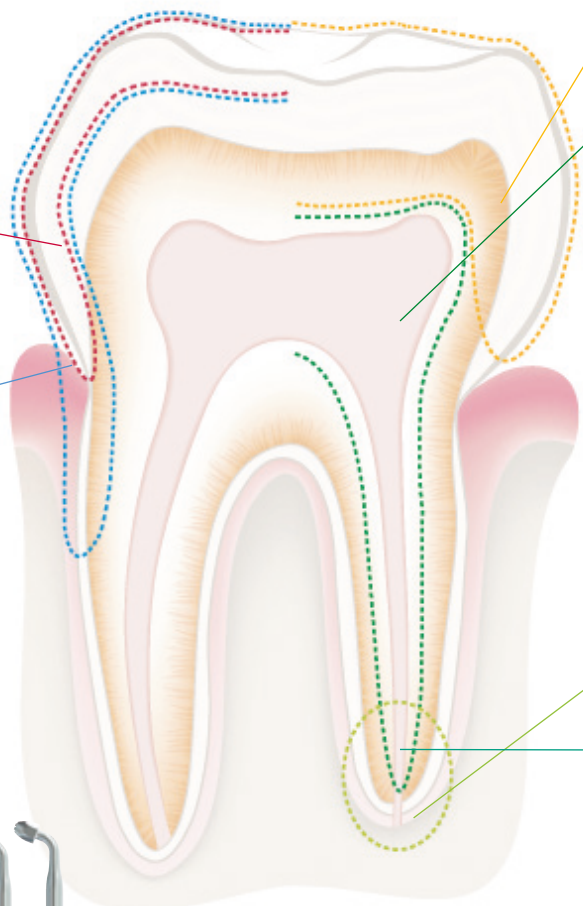
## ULTRASONICS Page

Tip range overview .....	2-3
Handpieces & LM-ErgoGrips .....	4-5
Wrenches & Sterile treatment .....	6
Check your tips .....	7

## AIR POLISHING

Nozzles .....	34
Powders .....	35

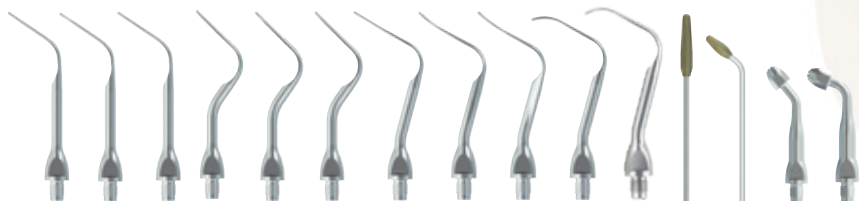
Scan the QR code to see LM-ProPower in action. Full periodontal treatment protocol by Tracey Lennemann, RDH, BA



**Minimally invasive excavation**  
pages 18-19



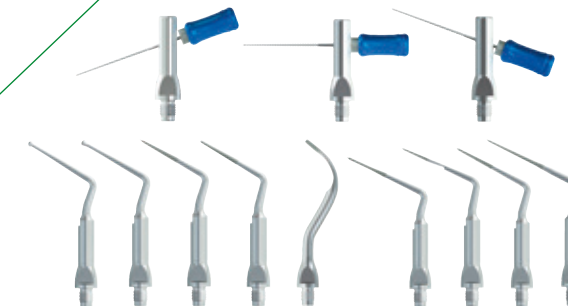
**Periodontics** pages 8-17, 29



**Special purpose**  
pages 30-32



**Endodontics**  
pages 20-29



**Endodontics apical surgery**  
page 27



**Sterile apical surgery and instrument holders**  
pages 28



Note! The tips presented in this book are compatible with all LM ultrasonic table top and built-in devices.

# Handpieces and LM-ErgoGrips for better hygiene and efficiency




The exchangeable, silicone LM-ErgoGrips provide exceptional ergonomics and less strain on the clinicians' hands. The LM-ErgoGrips are removable and autoclavable, disposing of the need for buying several expensive handpieces. A few LM-ErgoGrips will keep the practise running effectively patient after patient.

LM-ErgoGrips are available with a selection of bright colors.

## "Which ultrasonic handpiece do I have?"

Check the main features below.



### Handpieces

#### AIR POLISHING HANDPIECE



#### ULTRASONIC HANDPIECES

##### WITH LIGHT



##### WITHOUT LIGHT



### LM-ErgoGrips



#### Colors

	LM 10099B blue		LM 10095B blue		LM 10086B blue
	LM 10099E dark blue		LM 10095E dark blue		LM 10086E dark blue
	LM 10099G light grey		LM 10095G light grey		LM 10086G light grey
	LM 10099D dark grey		LM 10095D dark grey		LM 10086D dark grey
	LM 10099C lilac		LM 10095C lilac		LM 10086C lilac
	LM 10099F pink		LM 10095F pink		LM 10086F pink
	LM 10099A lime		LM 10095A lime		LM 10086A lime

# Wrench selection

## Attachment and removal of tips

Wrench LM 10089S



Universal tip wrench

Wrench LM 10089



Universal plastic tip wrench

Wrench LM 10088S



Torque tip wrench

- practical also as a tip cassette during maintenance

Wrench LM 10087



Wrench for file holders

# Options for sterile ultrasonic treatments

LM-ProPower SteriKit (LM 10080) is a safe and reliable sterile system that bypasses current water supply completely. The SteriKit has pressurized irrigation system which allows easy and cost-efficient installation. There is no need for expensive peristaltic pump. All LM ultrasonic devices can be upgraded with the SteriKit.

LM-ProPower SteriLED handpiece (LM 10084) is a quick and easy solution for sterile ultrasonic treatments. It features superior ergonomics and the liquid supply can be added directly on the handpiece with no extra components. The handpiece is compatible with the normal range of LM tips which enables numerous sterile and medicament applications in periodontics and endodontics.

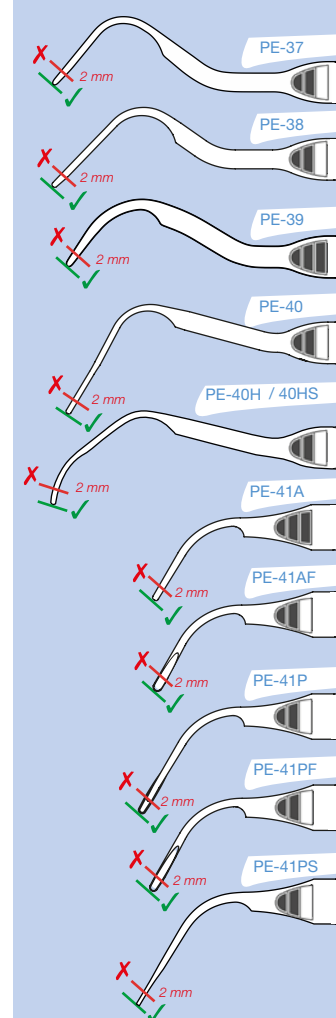


# Check your tips!

Remember to check your periodontal tips with this template regularly. When a tip is worn down more than 2 mm replace it to

- ...increase efficiency and accessibility
- ...increase patient comfort
- ...increase safety
- ...save time and money.

Scan the QR code for clinical tips for effective and painless piezo scaling by Tracey Lennemann, RDH, BA




Check your tips!

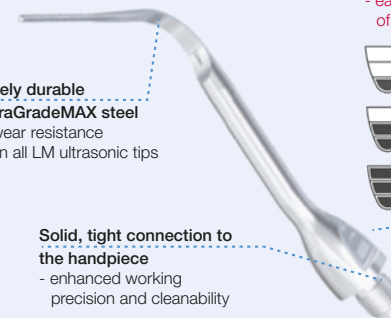
## LM-DuraGradeMAX®

**Extremely durable**  
LM-DuraGradeMAX steel  
- high wear resistance  
- used in all LM ultrasonic tips

**Working mode coding**  
- easy and safe setting of tip power



**Solid, tight connection to the handpiece**  
- enhanced working precision and cleanability



# Scaling

# Scaling

Scaling is precision work. Proper ultrasonic instrument selection is of primary importance in achieving complete periodontal debridement. Our wide variety of tips gives you the freedom to choose.



## Heavy calculus removal

Tip

**PE-31**  
LM 100131

Used for lingual, buccal and approximal supragingival scaling.



Working mode



Tip

**PE-32**  
LM 100132

Used for lingual and buccal supragingival scaling.



Working mode



# Scaling



Scan the QR code to see TIP **PE-39** in action!



**Tip** **PE-39**  
LM 100139

Used for universal, lingual and buccal supragingival scaling.



Working mode

**Tip** **PE-41A**  
LM 100141A

Used for universal, lingual and buccal supragingival scaling.

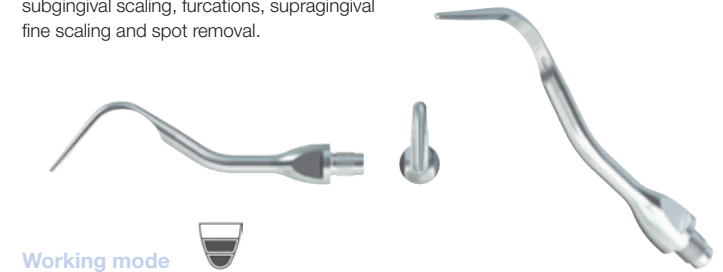


Working mode

## Universal

**Tip** **PE-37**  
LM 100137

Universal tip especially developed for subgingival scaling, furcations, supragingival fine scaling and spot removal.



Working mode

**Tip** **PE-37L**  
LM 100137L

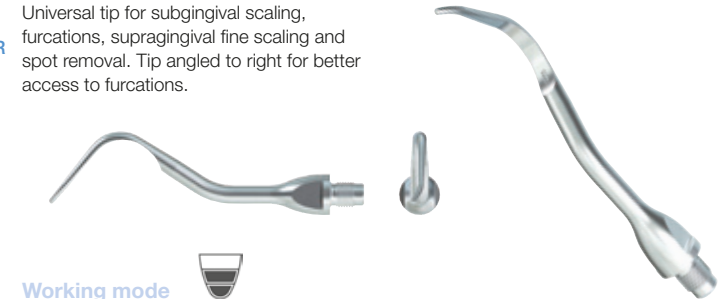
Universal tip for subgingival scaling, furcations, supragingival fine scaling and spot removal. Tip angled to left for better access to furcations.



Working mode

**Tip** **PE-37R**  
LM 100137R

Universal tip for subgingival scaling, furcations, supragingival fine scaling and spot removal. Tip angled to right for better access to furcations.



Working mode

Working mode coding:



# Scaling



Scan the QR code to see TIP **PE-33** in action!


Tip

**PE-41P**  
LM 100141P

Used for universal, lingual and buccal supragingival scaling. Can also be used for shallow pockets.



Working mode



Tip

**PE-41AF**  
LM 100141AF

Used for approximal supragingival scaling. Also suitable for lingual and buccal scaling.



Working mode



Tip

**PE-41PF**  
LM 100141PF

Used for lingual, buccal and approximal supragingival scaling.



Working mode



## Periodontics

Tip

**PE-33**  
LM 100133

Used for subgingival scaling and furcations.



Working mode



Tip

**PE-33L**  
LM 100133L

Used for subgingival scaling and furcations. Tip angled to left for better access to furcations.



Working mode



Tip

**PE-33R**  
LM 100133R

Used for subgingival scaling and furcations. Tip angled to right for better access to furcations.



Working mode



Working mode coding:



Max 40 %



Max 70 %




Max 100 %

# Scaling



**Tip** PE-38  
LM 100138


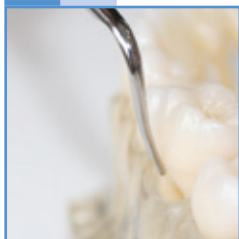
Used for lingual and buccal subgingival scaling and furcations. Also suitable for supragingival fine scaling and spot removal.



Working mode

**Tip** PE-38L  
LM 100138L

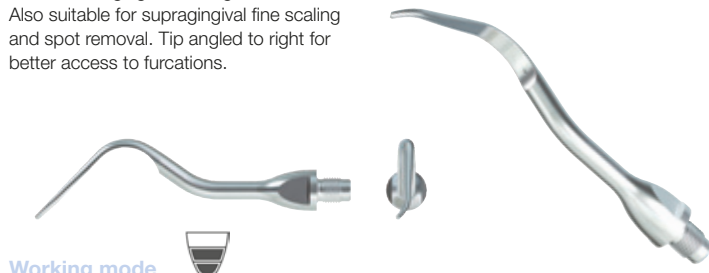
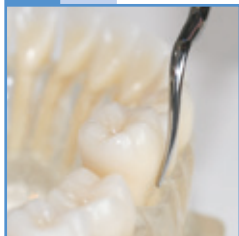
Used for subgingival scaling and furcations. Also suitable for supragingival fine scaling and spot removal. Tip angled to left for better access to furcations.



Working mode

**Tip** PE-38R  
LM 100138R


Used for subgingival scaling and furcations. Also suitable for supragingival fine scaling and spot removal. Tip angled to right for better access to furcations.



Working mode

**Tip** PE-40  
LM 100140


Used for deeper lingual and buccal subgingival scaling. Also suitable for supragingival fine scaling and spot removal.



Working mode

**Tip** PE-40L  
LM 100140L

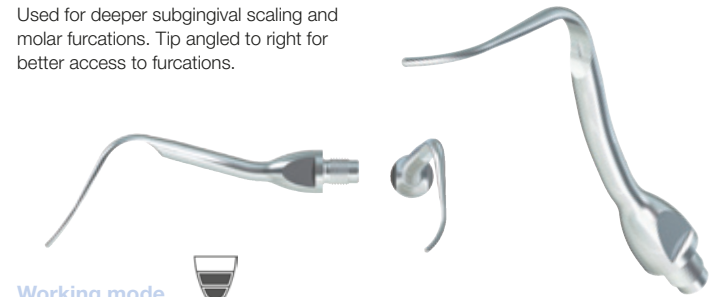
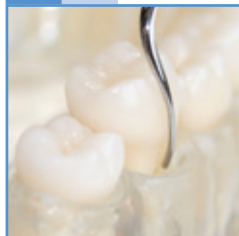
Used for deeper subgingival scaling and molar furcations. Tip angled to left for better access to furcations.



Working mode

**Tip** PE-40R  
LM 100140R

Used for deeper subgingival scaling and molar furcations. Tip angled to right for better access to furcations.



Working mode

Working mode coding:





# Scaling



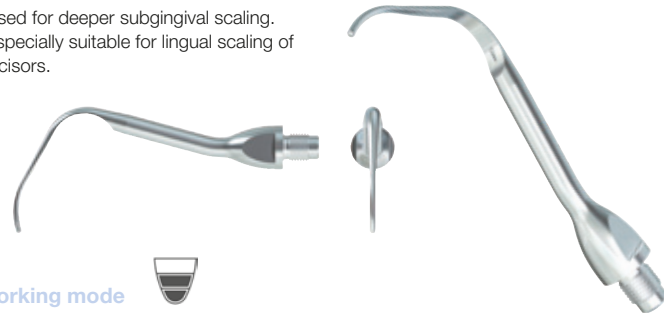
Scan the QR code to see TIP **PE-40H** in action!

**Tip** **PE-40H**  
LM 100140H

Used for deeper subgingival scaling. Especially suitable for lingual scaling of incisors.



Working mode



**Tip** **PE-41PS**  
LM 100141PS

Used for deeper lingual and buccal subgingival scaling. Also suitable for supragingival fine scaling and spot removal.



Working mode



**Tip** **PE-40HS**  
LM 100140HS

Universal tip for supra- and subgingival scaling. Similar to PE-40H tip, but with a slimmer shape. The new thinner design enables better reachability into approximal spaces and deeper periodontal pockets.



Working mode



Working mode coding:



Max 40 %



Max 70 %

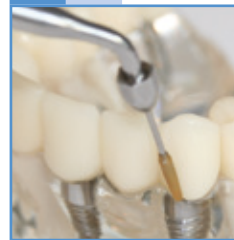


Max 100 %

## Implant maintenance

**Tip** **IM-1**  
LM 1001301

Used on implants for the removal of calculus on fixtures, abutments and crowns. The working end is coated with PEEK® material to avoid damaging or discolouring the implant. Used together with the instrument holders IH-1 or IH-2.



Working mode




Available in a pack of four.




**Tip** **IM-2**  
LM 100102

Same design as IM-1, but the working end is angulated for better access to difficult-to-reach surfaces. Used together with the instrument holders IH-1 or IH-2.



Working mode



Available in a pack of four.



Working mode coding:



Max 40 %



Max 70 %



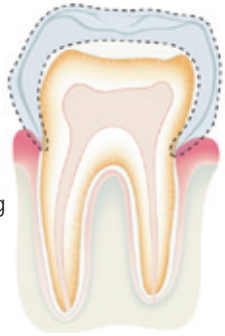
Max 100 %

# Minimally invasive excavation



## Minimally invasive excavation

With the aid of diamond-coated ultrasonic tips small preparations can be carried out without the unnecessary removal of the surrounding tooth substance. The tips can also easily be used for crown margins and cleaning fissures. The small diameter of the tips make them very suitable for treating children and the low noise level in comparison with rotating instruments is especially appreciated by nervous patients.



<b>Tip</b> <b>MI-2</b> <b>LM 100602</b>	Slightly contra-angled, used for lingual and buccal work on molars.		 150°		
<b>Tip</b> <b>MI-3</b> <b>LM 100603</b>	Contra-angled, used on lingual, buccal and distal areas.		 115°		
<b>Tip</b> <b>MI-4</b> <b>LM 100604</b>	Heavily contra-angled, used on lingual, buccal and distal areas on molars and furcations.		 72°		

Working mode coding:



Max 40 %



Max 70 %



Max 100 %

# Endodontics and Apical surgery

# Endodontics

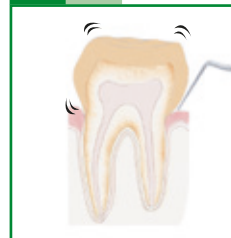
Ultrasonic tips can be utilised in many areas in endodontics. They are truly excellent in the removal of posts, the removal of dentin in pulp chambers, finding and widening orifices, preparing canals, removing broken instruments and cleaning prepared canals.



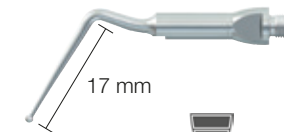
## Pulp chamber

Tip

EN-1  
LM 100201



Ball shaped tip used for the removal of crowns, bridges and a variety of posts set with various cementing agents. The tip is placed against the post and then moved in a circular fashion to remove it.

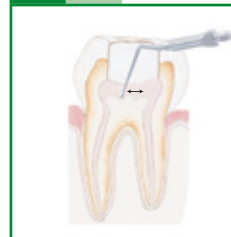


Working mode

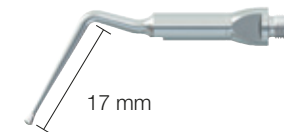


Tip

EN-2  
LM 100202



Flat and round diamond-coated surface on the tip. Used for planing attached pulp stones from the pulp chamber floor. Compared to rotating instruments the risk of perforating the tooth is small.



Working mode

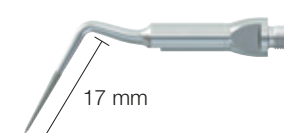


Tip

EN-3  
LM 100203



All-purpose, conical and diamond-coated tip primarily used in the pulp chamber for removing pulp stones, dentin and old fillings. Also for finding hidden openings.



Working mode



**Caution!** All endodontic tips are extremely sensitive and if not used correctly or with too much power or force they are subject to breakage. Do not exceed recommended working mode and always place the tip on the tooth surface before turning on the power.


# Endodontics



**Tip** EN-4  
LM 100204




Round diamond-coated tip for removing gross dentin, for moving access line angles, for cutting a groove in the mesial access wall to drop into the second mesial-buccal canal (MB2) systems, and for quickly and carefully unroofing pulp chambers.



**Tip** EN-12  
LM 100212



Flat and diamond-coated tip. Used in the pulp chamber for removing pulp stones and also for removal of dentin and old fillings. Compared to rotating instruments the risk of perforating the tooth is small.

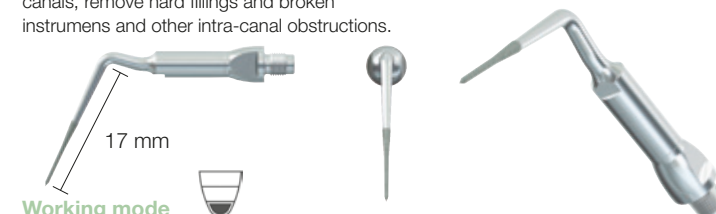


## Canal preparation

**Tip** EN-5  
LM 100205



Used in the coronal and apical part of root canals. Amongst other things the tip can be used to trephine around posts, widen calcified canals, remove hard fillings and broken instruments and other intra-canal obstructions.



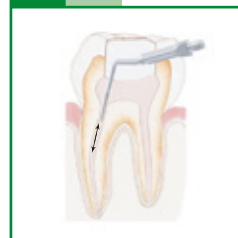
**Tip** EN-6  
LM 100206



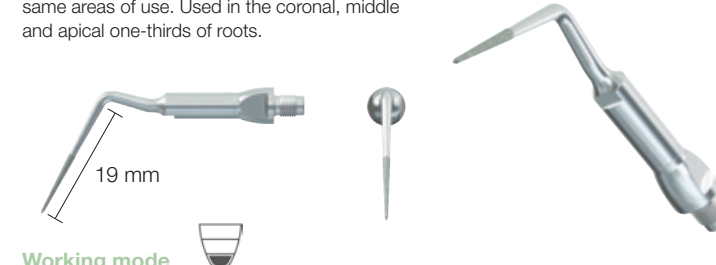
Primarily used in the coronal area of the root canal to trephine around posts. Also for chasing calcified canals halfway up a root. The water supply is placed at the furthest extremity of the tip for increased rinsing and cooling of the treated area.



**Tip** EN-7  
LM 100207



Same shape as tip EN-5, but 2 mm longer, and same areas of use. Used in the coronal, middle and apical one-thirds of roots.



Working mode coding:



**Caution!** All endodontic tips are extremely sensitive and if not used correctly or with too much power or force they are subject to breakage. Do not exceed recommended working mode and always place the tip on the tooth surface before turning on the power.

# Endodontics



## Removal of broken instruments

Tips EN-9, EN-10 and EN-11 are made of titanium and have no diamond coating. They hold a bend if applied forcefully. Titanium tips cut evenly and have an exceptional tactile sense. The small diameter makes them suitable for use in the apical part of root canals. Primary area of use is to isolate and remove broken instruments. Even broken instruments that are firmly stuck in the apical part of the root can often be removed by ultrasonic vibrations. Used in the mid and apical part of a root with illumination and magnification.

### Tip EN-8 LM 100208

Same shape as tip EN-5, but 7 mm longer, and same areas of use. Used in the coronal, middle and apical one-thirds of roots.




### Tip EN-13 LM 100213

Diamond coated tip used in combination with the instrument holders IH-1, IH-2, IHS-1 or IHS-2. Used in the coronal and middle part of root canals. Used to remove posts, widen calcified canals, remove hard fillings, remove broken instruments and other intra-canal obstructions. Pack of 4.



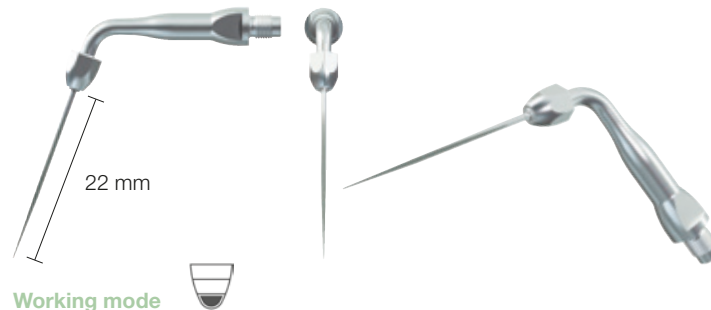
### Tip EN-14 LM 100214

Used in combination with the instrument holders IH-1 and IH-2. Used as a plugger for lateral condensation of guttapercha. Pack of 4.

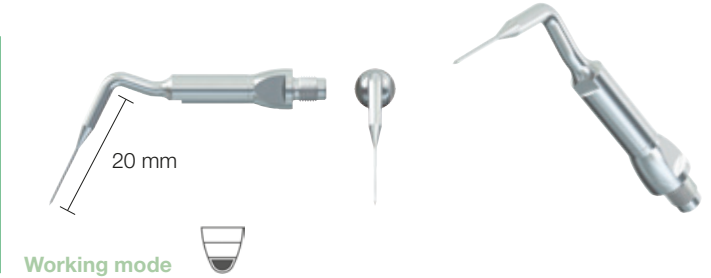
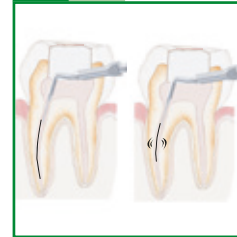


### Tip EN-15 LM 100215

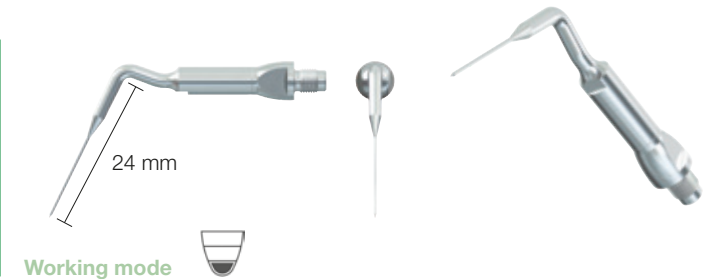
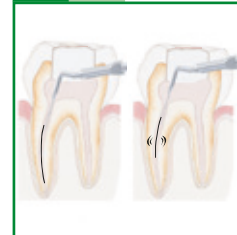
Used in combination with the instrument holders IH-1, IH-2, IHS-1 or IHS-2. By using EN-15 in a fluid-filled root canal the ultrasonic vibrations clean the canal very efficiently. The resulting cavitation effect gives a proven high degree of cleanliness. Pack of 4.



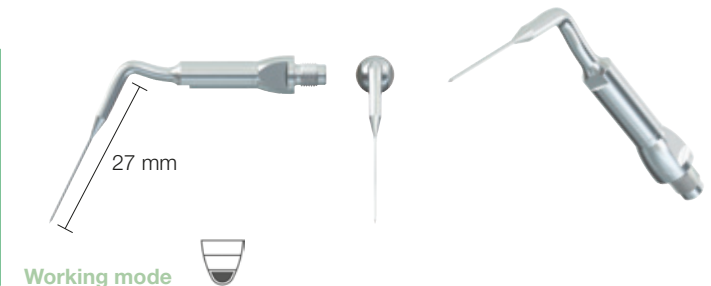
### Tip EN-9 LM 100209



### Tip EN-10 LM 100210



### Tip EN-11 LM 100211



Working mode coding:



**Caution!** All endodontic tips are extremely sensitive and if not used correctly or with too much power or force they are subject to breakage. Do not exceed recommended working mode and always place the tip on the tooth surface before turning on the power.

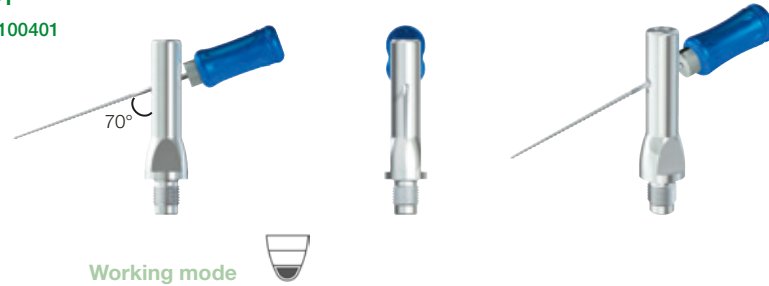
## File holders

FH-1, FH-2 and FH-3 are holders for hand files. By using the hand file in a fluid-filled root canal the ultrasonic vibrations clean the canal very efficiently. The resulting cavitation effect gives a proven high degree of cleanliness.



Tip

**FH-1**  
LM 100401



Tip

**FH-2**  
LM 100402



Tip

**FH-3**  
LM 100403



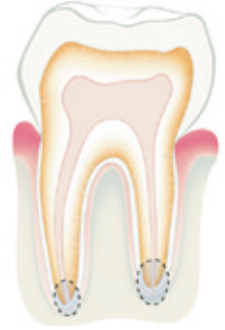
Working mode coding:



# Endodontics

## Apical surgery

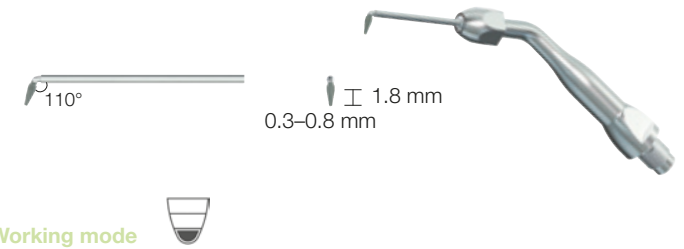
The diamond-coated tips are used for opening and clearing the root when doing apical surgery. The long necks of the tips give excellent visibility and the ultrasonic vibrations in combination with the diamond coating give a higher degree of tactility and precision compared to rotating instruments.



Tip

**AP-1**  
LM 100507

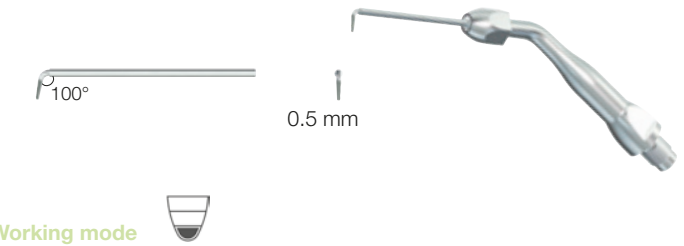
Used in combination with the instrument holders IH-1, IH-2, IHS-1 or IHS-2. With the aid of the instrument holder the AP-1 can be turned to precisely the angle needed for the treatment. Available in a pack of four.



Tip

**AP-2**  
LM 100508

Same area of use as AP-1. AP-2 has a slimmer design and is therefore better suited for small roots. Available in a pack of four.



**Caution!** All apical surgery tips are extremely sensitive and if not used correctly or with too much power or force they are subject to breakage. Do not exceed recommended working mode and always place the tip on the tooth surface before turning on the power.

# Instrument holders

## Sterile apical surgery

Apical surgery tips are also available as sterile versions.

**Tip** **IHs-1**  
LM 100801

Sterile instrument holder for use with AP-1 and AP-2 tips for apical surgery. Can also be used for endosonic files and other instruments with a diameter of 0.8 mm.



**Working mode:** See chosen instrument

**Tip** **IHs-2**  
LM 100802

Same shape and area of use as IHs-1.



**Working mode:** See chosen instrument

Working mode coding:



Max 40 %



Max 70 %




Max 100 %

## Implant maintenance and apical surgery

**Tip** **IH-1**  
LM 100404


Holder for implant maintenance tips and AP-1 and AP-2 tips for apical surgery. Can also be used with endosonic files and other instruments with a diameter of 0.8 mm.



**Working mode:** See chosen instrument

**Tip** **IH-2**  
LM 100405

IH-2 has the same shape and area of use as IH-1.



**Working mode:** See chosen instrument

Working mode coding:



Max 40 %



Max 70 %



Max 100 %

# Special purpose

## Special purpose

Ultrasonic technology can today be used for much more than just scaling and endodontics. Ultrasonic tips can be used to remove crowns, for amalgam condensation and for the application of thixotropic cementation.



Tip

**SP-34**

LM 100734

Used for removing crowns and inlays.




Tip

**SP-34S**

LM 100734S

Same shape and area of use as SP-34, but with a smaller diameter to make inaccessible areas reachable.



Tip

**SP-35**

LM 100735

Used for amalgam condensation.





# Special purpose

**Tip** **SP-35A**  
LM 100735A

Used for applying thixotropic cementation together with crowns and inlays. The extremity of the tip is covered in plastic so does not damage the crown or inlay.



**Tip** **SP-35B**  
LM 100735B

Same shape and area of use as SP-35A, but with a considerably more open angle.



**Tip** **SP-35C**  
LM 100735C

Same shape and area of use as SP-35B, but with a considerably more open angle.



Working mode coding:



Max 40 %




Max 70 %



Max 100 %

# Air polishing



# Air polishing

## Nozzles

### Supragingival biofilm removal

#### Nozzle



**LM-Supra A**  
LM 15610301

The design of the LM-Supra A universal nozzle enable accurate direction of spray to every supragingival tooth surface.

Non-clogging construction keeps water and powder separate to the last second.



**LM-Supra B**  
LM 15610311

LM-Supra B hooked nozzle is designed for supragingival air polishing. It reaches well the lingual surfaces of incisors.

Non-clogging construction keeps water and powder separate to the last second.

### Subgingival biofilm removal

#### Nozzle



**LM-Sub A**  
LM 15611061

LM-Sub A nozzle is intended for air polishing in deep periodontal pockets and furcations. The lasermarked WHO -scale helps to keep track of the gingival pocket depth.

It's universal design reaches all tooth surfaces.

Recommended to use with Glycine powder.



Upgrade your air polisher with LM-ProPower SubKit including one LM-Sub A nozzle, lime LM-ErgoGrip Focus LED, powder container and Glycine powder.

**LM-ProPower SubKit: LM 15611071**

## Powders

### Supragingival air polishing

#### Powder



**LM-Calcium C**  
Neutral  
LM 10076CN



#### Calcium Carbonate

LM-Calcium Carbonate powder includes spherical shaped particles also known as "pearls". This effective yet gentle powder suits for supragingival cleaning of enamel. It has a neutral, sweet taste which is easily accepted by the patients. It is a sodium free powder.

Particle size 55 µm

Packaging size: 4 x 250 g



### Subgingival air polishing

#### Powder



**LM-Glycine**  
Neutral  
LM 10076GN



#### Glycine

Glycine consist of very fine, sound particles which don't harm tooth surfaces or gingiva.

This feature makes it an ideal powder for deep subgingival pockets and gingival margins.

Particle size 25µm

Packaging size: 4 x 100 g

# LM Dental

LM-Instruments Oy  
Norrbyn rantatie 8  
FI-21600 Parainen  
Finland  
Tel. +358 2 4546 400  
info@lm-dental.com  
www.lm-dental.com



Scan the QR code to search  
for your nearest distributor!

M11035EN

0517